

# Portrait Painters



Portrait Painters are our unique software programs that produce socio-demographic Portraits for any community in Australia in just a few minutes. Each Portrait contains descriptive text, illustrated with graphs & tables.

Portrait Painters load data from the ABS to produce data analysis reports, called Portraits, for any area in Australia, compared to any other area.

This unique software makes the wealth of information, collected by the ABS from the 2006 and 2001 Censuses and other sources, accessible to planners, service providers and local community at an affordable price.

## How it works

The Portrait Painter software runs in Excel™. Using a menu, you open the Portrait template and enter the name of the community whose Portrait you want to produce. Select the relevant ABS 2006 and 2001 Census data files, click the Update button, and your Portrait is written.

You can print your Portrait as a PDF, save as an Excel spreadsheet, or copy any data, text or graphs you need into your own reports. It only takes a couple of minutes from go to whoa.

The Portrait Painter software can add ABS localities to create larger areas to match your boundaries as closely as data allows.

## Report Subjects

Several standard Portrait Painters are available:

- Economic
- Indigenous
- Community
- Housing
- Community Cultures

Or if you have specific data or topics you would like Portraits on, we also produce a Commissioned Portrait Painter, custom-built to meet your needs.

Indigenous Portrait of La Perouse	
compared with Sydney	
<u>Contents</u>	
	Introduction 2
	Some key indicators 3
<b>The People</b>	Indigenous population & growth 4
	The Indigenous age profile 5
	Life stages 6
	Generations 7
<b>Households</b>	Number of children borne 8
	Households and families 9
	Marriage and couples 10
<b>Housing</b>	Housework 11
	Dwelling tenure 12
	Rents paid 13
	Rental stress 14
<b>Education</b>	Occupancy 15
	Current education 16
	Education levels 17
<b>Employment</b>	Internet connections 18
	Employment 19
	Industries 20
	Occupations 21
<b>Community capital</b>	Individual incomes 22
	Volunteering 23
	Child care 24
	Disability 25
	Disability assistance 26
	Religious beliefs 27

Example of Indigenous Portrait cover page

## Customisation

All of our standard Portrait Painters can be customised to suit your needs.

### Our Basic Customisation Package includes:

- Changing the cover page to reflect your corporate identity as publishers.
- Adapting fonts and colours to suit your corporate style, inclusion of your logo.
- Re-phrasing text and emphasis to suit you.
- Altering chapter structure and topic order.

### Advanced customisation can include:

- Inclusion of additional topics or analysis.
- Inclusion of other data sources.
- Addition of drop-down menu for place selection.
- Provision of data for specified places.
- Or other changes as nominated by you.

# Portrait Painters



## Options and Prices



### A standard Portrait Painter

The standard Portrait Painter produces your nominated Portraits for any area using data downloaded from the ABS web site. You are issued with a license to install the software on a computer at one site, and to edit, reproduce and distribute the Portraits you produce in hard copy or electronic form. You can also publish PDF or HTML versions on your web site.

Standard Portrait Painter costs are:

- Economic \$42,000 34pgs
- Indigenous \$36,000 28pgs
- Community \$46,000 37pgs
- Housing \$32,000 17pgs
- Community Cultures \$32,000 19pgs

### Basic User Support Package

**\$4,000 + GST**

The User Support Package provides one-year's support for your Portrait Painter, including up to 50 hours professional support for on-site induction and training of an operator, minor modifications to software to reflect your usage, or training of replacement operators; and with continual telephone and email support and advice on general data issues. We ensure that you can produce Portraits for the areas you want, within data constraints.

### Basic Customisation

**\$5,000 + GST**

In Basic Customisation, we adapt the Portrait template and the Portrait Painter software to suit your needs more accurately. Advanced customisation is negotiated based on requirements.

### Commissioned Portrait Painters - quoted on specifications

We will work with you to determine your needs and the data you want your Portrait to examine. From here we will prepare a proposal and quote based around your Commissioned Portrait Painter.

Commissioned Portrait Painters can use ABS data, data your organisation has collected or purchased, or a combination of data sources. We will help you maximise the knowledge you get from your raw data.

#### Individual incomes

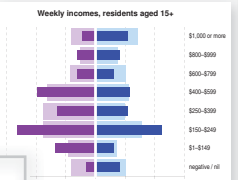
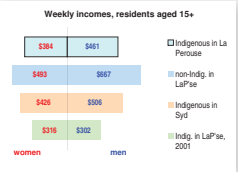
In 2006, the average income of La Perouse's Indigenous residents aged 15+ was \$418 a week, which was 28% less than the non-Indigenous average of \$576, but 35% higher than in 2001.

Indigenous men's incomes in La Perouse averaged \$461 a week (89% of non-Indigenous men's), while women averaged \$384 a week (78% of non-Indigenous women's). Gender inequality in income among Indigenous adults was less than among non-Indigenous adults.

Over 2001 to 2006, local Indigenous men's incomes rose by 53% on average, and that of Indigenous women rose by 22%, so gender differences widened.

Locally, Indigenous residents' incomes were 10% lower than the average for Indigenous people across Sydney.

Only 7% of local Indigenous adults received high incomes, over \$1,000 a week in 2006. This was 12% fewer than the proportion of non-Indigenous residents receiving above \$1,000 a week (this average male weekly

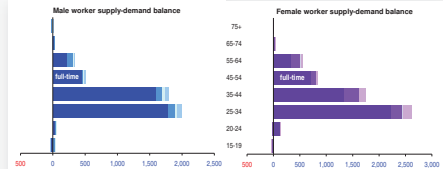


#### Labour balance by employment and age

The table and chart below show the difference between labour supply (residents) and jobs, for male and female workers of different ages, according to their labour force status. This status can be working full-time or part-time, or they could have been away from work that day. The labour balance is by subtracting workforce/job numbers from resident worker numbers. Positive numbers, with bars pointing to the right in the chart, mean that there are more working residents in that group than local jobs. Negative numbers indicate more local jobs than residents, so labour has to be imported from other areas.


Here, the sub-group where there was the largest surplus of resident workers (over local jobs) was full-time women aged 25-34 (with 2,233 more residents than workers). Other sub-groups with relatively more residents were full-time men aged 25-34 (1,770 more), full-time men aged 35-44 (1,604 more), full-time women aged 35-44 (1,337 more) and full-time women aged 45-54 (723 more).

The local workforce outnumbered employed residents most amongst full-time men aged 15-19 (38 more), part-time women aged 15-19 (28 more), part-time women aged 20-24 (22 more), part-time men aged 75+ (13 more) and full-time men aged 75+ (9 more).



Labour outcome of employment, Leichhardt	Male labour surplus / (shortage)				Female labour surplus / (shortage)				Total surplus / (shortage)
	full-time men	part-time men	unemployed men	men away from work	full-time women	part-time women	unemployed women	women away from work	
15-19 years	(38)	37	(2)	10	1	(28)	(3)	(3)	(28)
20-24 years	137	12	(17)	12	124	(25)	8	2	112
25-34 years	1,778	121	65	26	2,233	196	167	32	4,618
35-44 years	1,604	96	32	35	1,337	280	128	10	3,542
45-54 years	444	31	21	7	723	81	36	9	1,352
55-64 years	230	84	4	15	329	182	30	15	889
65-74 years	19	4	(5)	0	12	26	4	2	62
75+ years	(9)	(13)	1	3	(4)	11	0	(11)	(11)
<b>Total</b>	<b>4,065</b>	<b>372</b>	<b>135</b>	<b>100</b>	<b>4,795</b>	<b>726</b>	<b>388</b>	<b>67</b>	<b>10,596</b>

Source: ABS Census 2006 Table W01 age by labour force status (full-time/part-time) by sex



Portrait sample pages

## Want to know more?

For more information, call or email us:

**02 9011 8159 or  
info@publicpractice.com.au**

For Portrait Painter terms and conditions, please contact us.

Samples of the Portraits produced using our Portrait Painters can be found on our website:

**www.publicpractice.com.au**